


Activity Num	Activity	2022-23 (Y2)
	Total	\$45,253.77
	(Strategy 5) Raptor visitor / volunteer campus check-in system, & entrance monitoring	\$3,304.00
	(Strategy 1) Added FTE to college/career readiness coordinator for internship/externship and industry collaboration	\$15,000.00
	(Strategy 1) Field Studies / community service learning (item codes may include 33x, 4xx, 640, 8xx depending on field study)	\$6,000.00
	(Strategy 1) GED preparation program & testing	\$1,200.00
	(Strategy 2) Student food/snacks	\$3,500.00
	(Strategy 1) School Break Credit Earning Opportunities (Summer School may include 111, Camp 31x)	\$6,500.00
	(Strategy 3) On Call Substitute & EA staff time - class coverage to ensure classes are not combined when multiple staff are out	\$9,229.81
	(Strategy 4) Purchase 2 tablets and data for 2 hotspots for community engagement surveys	\$519.96

Total Spent 2(Allowable L	Object C	FTE	FTE Type	Partnership
\$0.00					
\$0.00	H&S	31x			
\$0.00	WRE	31x		0.45 Other	
\$0.00	WRE	8xx			
\$0.00	WRE	4xx			
\$0.00	H&S	4xx			
\$0.00	WRE	31x			
\$0.00	H&S	12x		0.2	
\$0.00	OCG	4xx			

Q2 Progress Notes (7/1/22-12/31/22)

Q2 Progress | Q2 Amount Spent (


\$0.00



Q3 Progress Notes (1/1/23-3/31/23)

Q3 Progress R Q3 Amount Spent ('


\$0.00



Q4 Progress Notes (4/1/23-9/30/23)

Q4 Progress Re Q4 Amount Spent (4

\$0.00



Unspent Funds 2022-23

\$0.00

